

# SERVICE INFORMATION

## No. SI 62-004

**NOTE:** SI's are used only:  
1) To distribute information from DAI to our customers.  
2) To distribute applicable information/documents from our suppliers to our customers with additional information.  
Typically there is no revision service for SI's. Each new information or change of that will be sent along with a new SI.

### I. TECHNICAL DETAILS

#### 1.1 Airplanes affected:

All DA 62 airplanes

#### 1.2 Subject:

GARMIN Service Advisory No. 1612 Rev. A

ATA-Code: 34-00

#### 1.3 Reason:

GARMIN has issued Service Advisory No. 1612 Revision A regarding the update of the IGRF (International Geomagnetic Reference Field) Magnetic Field Model from base year 2010 to 2015.

#### 1.4 Information:

For detailed technical information refer to GARMIN Service Advisory No. 1612 Rev. A which is applicable without any further additions or restrictions.

### II. OTHERS

GARMIN Service Advisory No. 1612 Rev. A is attached to this Service Information.

In case of doubt contact GARMIN Ltd.

## SERVICE ADVISORY

NO.: 1612 Rev A

**TO:** Owners and Operators of Garmin Integrated Flight Decks and G500/G600 systems  
**DATE:** July 11, 2016  
**SUBJECT:** 2015 IGRF (International Geomagnetic Reference Field) Magnetic Field Model

---

### AFFECTED PRODUCTS

All Garmin Integrated Flight Decks (G900X, G950, G1000, Cirrus Perspective™, Embraer Prodigy™, G2000, G3000, G5000, and Embraer Prodigy® Touch systems) are affected, except those installed in LearJet aircraft.

#### NOTE

LearJet installations are covered by a separate service bulletin.

G500/G500H/G600 systems that include a GRS 77 are also affected.

#### NOTE

G500/G500H/G600 systems that include a GRS 7800 are covered by a separate service bulletin.

### DESCRIPTION

The 2015 IGRF Magnetic Field Model is now available. Refer to the RESOLUTION section for instructions on how to update the IGRF Magnetic Field Model. Completion must be accomplished before December 31, 2016.

### RESOLUTION

#### **G500/G500H/G600 Systems that include a GRS 77**

The 2015 IGRF Magnetic Field Model is available to update as part of the navigation database cycle 1609 (and subsequent database cycles).

1. Update the navigation database as described in the applicable pilot's guide.
2. At the following prompt, select "OK" to update the IGRF Magnetic Field Model.



#### NOTE

For systems with multiple GRS units installed, a similar message will appear for each GRS.



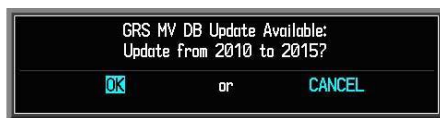
1200 E. 151<sup>st</sup> Street  
 Olathe, KS 66062  
 913-397-8200

## SERVICE ADVISORY

### Garmin Integrated Flight Decks with GIA software versions less than 7.00 and greater than 7.71

The 2015 IGRF Magnetic Field Model is available to update as part of the navigation database cycle 1609 (and subsequent database cycles).

1. Update the navigation database as described in the applicable pilot's guide.
2. At the following prompt, select "OK" to update the IGRF Magnetic Field Model.

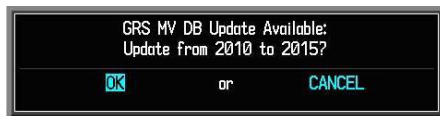


### NOTE

For systems with multiple GRS units installed, a similar message will appear for each GRS.

### Garmin Integrated Flight Decks with GIA software versions 7.00 to 7.71

After updating to navigation database cycle 1609 (or subsequent database cycles), the following prompt will show on the display. Selecting "OK" to update the IGRF will result in a timeout error. The IGRF will not be updated.



To update the IGRF do the following:

1. Put a blank SD card in your PC's SD card reader/writer.
2. Go to [fly.garmin.com/fly-garmin/redirect/magvar-update](http://fly.garmin.com/fly-garmin/redirect/magvar-update).
3. Download one of the following 2015 IGRF database files.
  - 006-B1330-01 - G900X, G950, G1000, Cirrus Perspective, and Embraer Prodigy
  - 006-B1330-02 - G2000, G3000, G5000, and Embraer Prodigy Touch systems
4. Open the database file.
5. Obey the onscreen prompts to save the database to the SD card.
6. Eject the SD card.
7. Put the SD card in the top slot of PFD1.
8. Energize the system.
9. This prompt will show on the display.

### NOTE

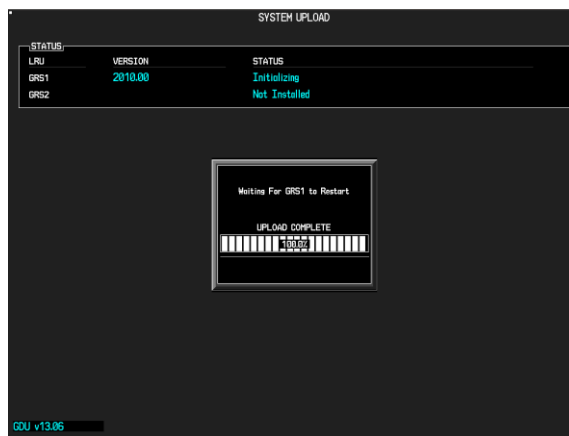
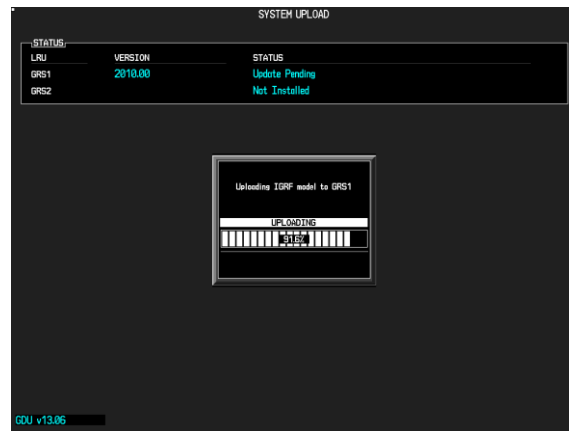
The screenshot below is for reference only. Actual GDU software version shown may differ depending on the version of the current GDU software.

```
INITIALIZING SYSTEM
CHECKING SOFTWARE VERSION.
GDU SOFTWARE VERSION 15.00 DETECTED. PLEASE WAIT FOR THE SYSTEM TO INITIALIZE.
0% COMPLETE
```

© 2016 Garmin Ltd. or its subsidiaries.  
 This work is licensed under a  
 Creative Commons Attribution-NonCommercial-NoDerivs 3.0 Unported License.

## SERVICE ADVISORY

10. The system will reboot and start uploading the 2015 IGRF Magnetic Field Model.



## SERVICE ADVISORY

11. When the update is complete this prompt will show on the display.



12. Remove the SD card.

13. Stop power to the system.