

## SERVICE INFORMATION NO. SI 42-205

**NOTE:** SI's are used only:  
1) To distribute information from DAI to our customers.  
2) To distribute applicable information/documents from our suppliers to our customers with additional information.  
Typically there is no revision service for SI's. Each new information or change of that will be sent along with a new SI.

### I. TECHNICAL DETAILS

#### 1.1 Airplanes affected:

All DA 42 /M airplanes equipped with TAE 125-02-99 or TAE 12-02-114 engines

#### 1.2 Subject:

Technify Motors Service Bulletin TMG 125-1020 P1  
ATA-Code: 72-00

#### 1.3 Reason:

Technify Motors GmbH has issued Service Bulletin No. TMG 125-1020 P1 mandating the replacement of the clutch by a dual mass flywheel, inspection and, if necessary the replacement, of the gearbox for oil leakage and moisture at certain gearbox Serial numbers.

#### 1.4 Information:

For detailed technical information refer to Technify Motors Service Bulletin TMG 125-1020 P1 which is applicable without any further additions or restrictions.

### II. OTHERS

Technify Motors Service Bulletin TMG 125-1020 P1 is attached to this Service Information.

In case of doubt contact Technify Motors GmbH.



**Technify  
Motors**

Technify Motors GmbH  
Platanenstrasse 14  
09356 Sankt Egidien, Germany

Tel: +49 37204 696 0  
Fax: +49 37204 696 2912  
www.centurion-engines.com  
info@centurion-engines.com

SB TMG 125-1020 P1, Initial Issue

# SERVICE BULLETIN

## PRIORITY 1 - SAFETY

**Service Bulletin No. / Date:** SB TMG 125-1020 P1, Initial Issue / January 27, 2016

**Subject:** Gearbox Oil Leak Inspection

**Type affected:** TAE 125-02-99 and TAE 125-02-114

**Models affected:** The following GEARBOX serial numbers are affected if a clutch is installed:

00095	00107	00139	00160	00171	00172
00179	00189	00224	00327	00396	00432
00459	00481	00564	00688	00697	00884
00923	00957	01019	01048	01081	01082
01106	01125	01236	01237	01241	01245
01288	01311	01314	01351	01357	01361
01388	01418	01427	01487	01529	01534
01561	01598	01634	01655	01704	01711
01755	01762	01786	01844	01881	01883
01884	01887	01891	01893	01904	01928
01933	01935	01951	01977	01978	01986
02026	02040	02041	02127	02141	02167
02189	02228	02289	02298	02304	02314
02316	02354	02432			

Checked

C. Rudolph, CVE

Approved

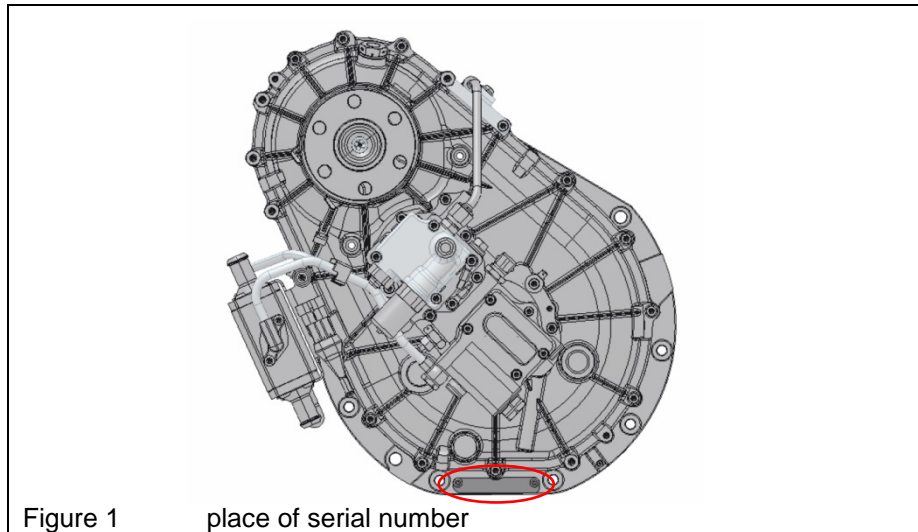
D. Hartung, Office of Airworthiness

**Technify  
Motors**  
Office of Airworthiness  
Technify Motors GmbH  
DOA No. EASA.21J.010

**Replaces Service Bulletin No. / Date:**

-

Page 1 / 4



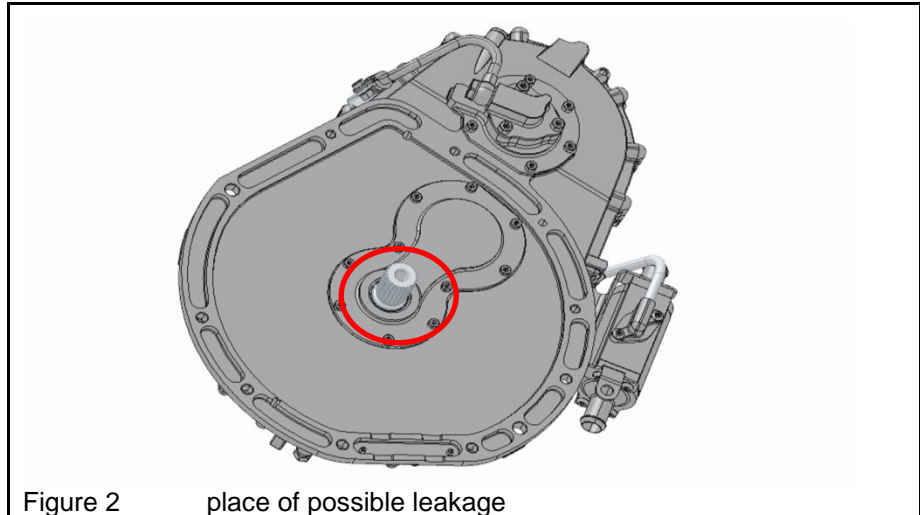
**Classification:** Category P1 – SAFETY

**Time of Compliance:** Measures have to be accomplished within the next 50 flight hours or with the next maintenance action.

**Reason:** Radial shaft sealing ring may not seal properly due to an improper lapped gearbox drive shaft. This can lead to an oil leak and a slipping clutch and finally to a loss of power.


**Correction:**

- Remove the gearbox and replace the clutch by dual mass flywheel in accordance with RM-02-02, Chapter 72-10.18, Issue 3, Revision - or later approved revisions.
- Inspect the gearbox, check the rear radial shaft sealing ring on the gear shaft for oil leakage and moisture, see Figure 2 and Figure 3.



- If there is a leakage or moisture, see Figure 3, replace the gearbox.

◆ Note: The clutch has to be replaced by the dual mass flywheel in each case.





Technify Motors GmbH  
Platanenstrasse 14  
09356 Sankt Egidien, Germany

Tel: +49 37204 696 0  
Fax: +49 37204 696 2912  
www.centurion-engines.com  
info@centurion-engines.com

SB TMG 125-1020 P1, Initial Issue

For Installation of the dual mass flywheel refer to RM-02-02,  
Chapter 72-10.18 / 72-10.19.

◆ Note: At first installation of the dual mass flywheel the starter monitoring loom must be installed.

Please observe applicable published aircraft service bulletins for further instructions:

- SB TMG 125-1018 P1, revision 1 or later approved revisions

- Send the clutch and if changed the gearbox to Technify Motors GmbH.

Remarks:

-

Parts:

Item	Part Number	Description	Quantity
1	05-7211-K018702	Flywheel installation set	1
1.1	05-7211-K018302	flywheel	1
1.2	NM-0000-0233601	hexalobular socket head cap screw M10x1x20	8
Tools:			
2	VR00173-01-01XX	Flywheel Locking Tool	1
3	VR00480-00-00XX	Testing Tool DMF	1
Additional parts, if the gearbox has a leakage or moisture.			
4		Gearbox, Assembly	1
5	05-7212-K014502	stud screw M8x110-8.8	1
6	NM-0000-0042301	hexagon nut M8 - 05 - A2L	1
7	NM-0000-0208501	clip for cable tie 14x16, s= 1 ... 3, top, St/PA	4
8	NM-0000-0018101	hexagon nut ISO 10511 - M6 - 8 - A2L (only DA42)	2
Additional parts if required, refer to RM-02-02, Chapter 72-10.15, Issue 3, Revision 3 or later approved revisions.			

Approval:

The technical information contained in this document has been approved under the authority of EASA Design Organisation Approval No. EASA.21J.010.

Replaces Service Bulletin No. / Date:

-

Page 4 / 4