

SERVICE INFORMATION NO. SI 42NG-014

NOTE: SI's are used only:
1) To distribute information from DAI to our customers.
2) To distribute applicable information/documents from our suppliers to our customers with additional information.
Typically there is no revision service for SI's. Each new information or change of that will be sent along with a new SI.

I. TECHNICAL DETAILS

1.1 Airplanes affected:

All DA 42 NG and DA 42 M-NG aircraft

1.2 Subject:

Austro Engine Mandatory Service Bulletin MSB-E4-008
ATA-Code: 79-20

1.3 Reason:

AE issued a Service Bulletin, which prescribes the exchange of the oil separator hose between the cylinder head cover and oil separator.

1.4 Information:

For detailed technical information refer to AE MSB-E4-008 which is applicable without any further additions or restrictions.

II. OTHERS

The AE MSB-E4-008 is attached to this SI.

In case of doubt contact Austro Engine GmbH.



Mandatory Service Bulletin
No. MSB-E4-008

Austro Engine GmbH
Rudolf-Diesel-Strasse 11
A-2700 Wiener Neustadt
Tel: +43 2622 23000
FAX: +43 2622 23000-2711

MANDATORY SERVICE BULLETIN

No. MSB-E4-008

1. BASIC INFORMATION

1.1. SUBJECT

Exchange of oil separator hose between cylinder head cover and oil separator.

1.2. ENGINES AFFECTED

Type: E4 Engine

Serial Number: E4-B-00001 to E4-B-00109; E4-B-00112 to E4-B-00122

1.3. REASON

Due to reported occurrences of leaking oil separator hoses, it is necessary to exchange the old part design on the engine serial numbers shown under chapter 1.2 with the latest part design.

1.4. TIME OF COMPLIANCE

At the next 300h scheduled maintenance check of the injector cover or in case of unscheduled removal of the injector cover, whichever comes first.

This MSB includes no recurring actions.

1.5. CONCURRENT DOCUMENTS / REFERENCES

Maintenance Manual – Doc. No.: E4.08.04, latest effective issue

1.6. OTHER PUBLICATIONS AFFECTED

None.

First Issue Date			Rev. No.	Revision Date				Page
02	Jun	2010	---	---	---	---	1-7	

2. TECHNICAL DETAILS

2.1. ACCOMPLISHMENT / INSTRUCTIONS

The following instructions have to be followed to comply with this MSB.

1. "Removal of the Injector Cover" according to Maintenance Manual E4.08.04, chapter 85-00-11.
2. Disassemble the oil separator hose [1] from the oil separator assembly (see Figure 1) by removing the hose clamp [2] with the tool shown under chapter 3.2. Then pull-off the oil separator hose [1] from the oil separator [3].




Figure 1: oil separator assembly



Take care of not damaging the oil separator [3] while pulling-off the oil separator hose [1].

First Issue Date			Rev. No.	Revision Date				Page
02	Jun	2010	---	---	---	---	2-7	

- Exchange the oil separator hose – old design – by the new design with the part number E4A-53-100-501 Rev.010 (see Figure 2).

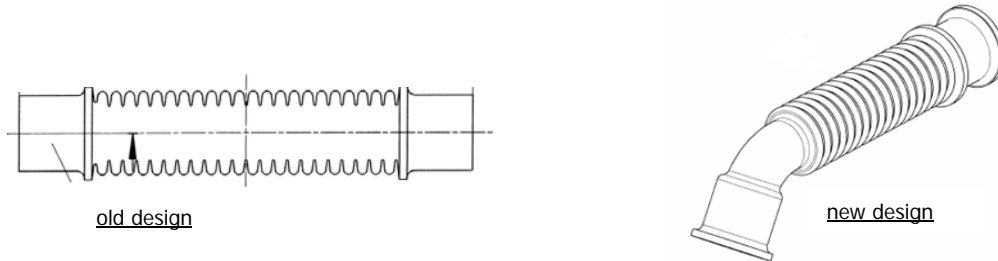


Figure 2: old and new oil separator hose design

- Assemble the new oil separator hose [1] to the oil separator [3] by using the existing hose clamp [2] and the tools shown under chapter 3.2, see Figure 3. Further pre assemble the second hose clamp [4] for later installation of the injector cover.




Figure 3: oil separator hose assembly - new design



Please note assembly direction of oil separator hose as shown in Figure 3. This is important for the installation of the injection cover, see Figure 4.

First Issue Date			Rev. No.	Revision Date				Page
02	Jun	2010	---	---	---	---	3-7	

5. Install the injector cover according the instructions given in the Maintenance Manual E4.08.04 chapter 85-00-12 – *“Installation of Injector Cover”*. Note the rooting of the oil separator hose shown in Figure 4.




Figure 4: oil separator hose rooting



The mentioned chapter numbers refer to Maintenance Manual E4.08.04 Rev. 4. They may differ in future revisions. In this case please refer to the name of the chapter as mentioned above.

First Issue Date			Rev. No.	Revision Date				Page
02	Jun	2010	---	---	---	---	4-7	



Mandatory Service Bulletin
No. MSB-E4-008

Austro Engine GmbH
Rudolf-Diesel-Strasse 11
A-2700 Wiener Neustadt
Tel: +43 2622 23000
FAX: +43 2622 23000-2711

2.2. MASS (WEIGHT)

Not affected.

2.3. APPROVAL STATEMENT

The technical information or instructions contained in this document relate to the Basic Type Design which has been approved by EASA and to the Design Change Report No. MDC-E4-177 which has been approved under the authority of DOA No. EASA.21J.399.

The technical content of this document has been approved under the authority of DOA No. EASA.21J.399.

3. PLANNING INFORMATION

3.1. MATERIAL & AVAILABILITY

Amount	Part Name	Part Number	Rev. Number
1	Oil separator hose	E4A-53-100-501	010

3.2. SPECIAL TOOLS

- Spring band clamp pliers

3.3. LABOR EFFORT

Refer to labor allowance list provided in the Austro Engine GmbH service agreement.

3.4. CREDIT

Part cost, shipment and labor allowance are granted only if the enclosed execution report is completed and returned to Austro Engine GmbH.

First Issue Date			Rev. No.	Revision Date				Page
02	Jun	2010	---	---	---	---	5-7	

4. REMARKS

NOTE:

- All measures must be carried out by a certified engine station and certified engine mechanics.
- The accomplishment of the instructions shown under chapter 2.1 must be confirmed in the respective engine log book.
- The accomplishment of the instructions must be carried out within the time of compliance according chapter 1.4.
- In case of doubt please contact the Austro Engine GmbH – After Sales Support (e-mail: service@austroengine.at; Tel: +43 2622 23000 2525).
- For credit information contact Austro Engine GmbH – After Sales Support (e-mail: service@austroengine.at; Tel: +43 2622 23000 2525)

5. EXPLANATORY NOTES

5.1. SYMBOL EXPLANATION



WARNING: Disregarding these safety rules can cause personal injury or even death



CAUTION: Disregarding these special instructions and safety measures can cause damage to the engine or other components.



NOTE: Additional note or instruction for better understanding of an instruction

6. APPENDIX

Execution Report.

First Issue Date			Rev. No.	Revision Date				Page
02	Jun	2010	---	---	---	---	6-7	



Mandatory Service Bulletin
No. MSB-E4-008

Austro Engine GmbH
Rudolf-Diesel-Strasse 11
A-2700 Wiener Neustadt
Tel: +43 2622 23000
FAX: +43 2622 23000-2711

EXECUTION REPORT TO SERVICE BULLETIN MSB-E4-008

ENGINE DATA

Engine Serial Number: _____

Airplane Registration: _____

Engine operating hours: _____

Date of exchange: _____

Date, Name, Signature

Please fax the completed form to Fax No.: +43(0)2622-23000-2709 or e-mail to service@austroengine.at.

First Issue Date			Rev. No.	Revision Date				Page
02	Jun	2010	---	---	---	---	7-7	