

TEMPORARY REVISION
TR-OÄM-40-163/a & TR-OÄM-40-164/a
DA 40 F

BAGGAGE EXTENSION
AND BAGGAGE TRAY

This Temporary Revision TR-OÄM-40-163/a and TR-OÄM-40-164/a is approved in conjunction with the Optional Design Change Advisories OÄM 40-163/d and OÄM 40-164/b and is valid in conjunction with the latest revision of the DA 40 F Airplane Flight Manual until this temporary revision has been incorporated into the Airplane Flight Manual.

The limitations and information contained herein either supplement or, in the case of conflict, override those in the Airplane Flight Manual.

The technical information contained in this document has been approved under the authority of DOA No. EASA.21J.052.

Doc. No.	Revision	Affected Pages
6.01.02-E	0	2-12a, 2-28a, 6-2a, 6-8a, 6-9a, 6-10a, 6-11a, 6-13a, 6-14a, 7-13a

Instruction

- Print this document on yellow paper (single-sided).
- Insert this cover page as the first page of the AFM.
- Insert the other pages of this Temporary Revision in front of the corresponding AFM pages.

Doc. # 6.01.02-E	TR-OÄM-40-163/a & TR-OÄM-40-164/a	10-Oct-2008	Cover Page
------------------	--------------------------------------	-------------	------------

2. OPERATING LIMITATIONS

2.7 MASS (WEIGHT)

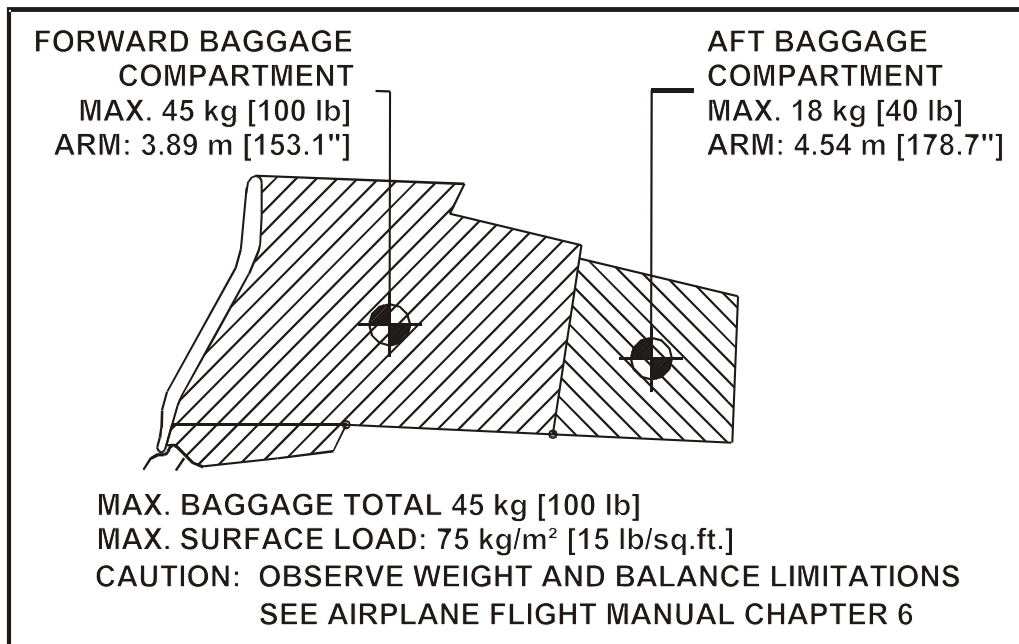
■ The item "Max. Load in baggage compartment" is amended to read:

■ Max. load in forward baggage compartment alone	:	45 kg	100 lb
■ Max. load in aft baggage compartment alone	:	18 kg	40 lb
■ Max. load, both baggage compartments together	:	45 kg	100 lb
■ Max. surface load in baggage compartments	:	75 kg/m ²	15 lb/sq.ft.

2.15 LIMITATION PLACARDS

The following Placard is added:

On Baggage Extension:



6. MASS AND BALANCE

6.1 INTRODUCTION

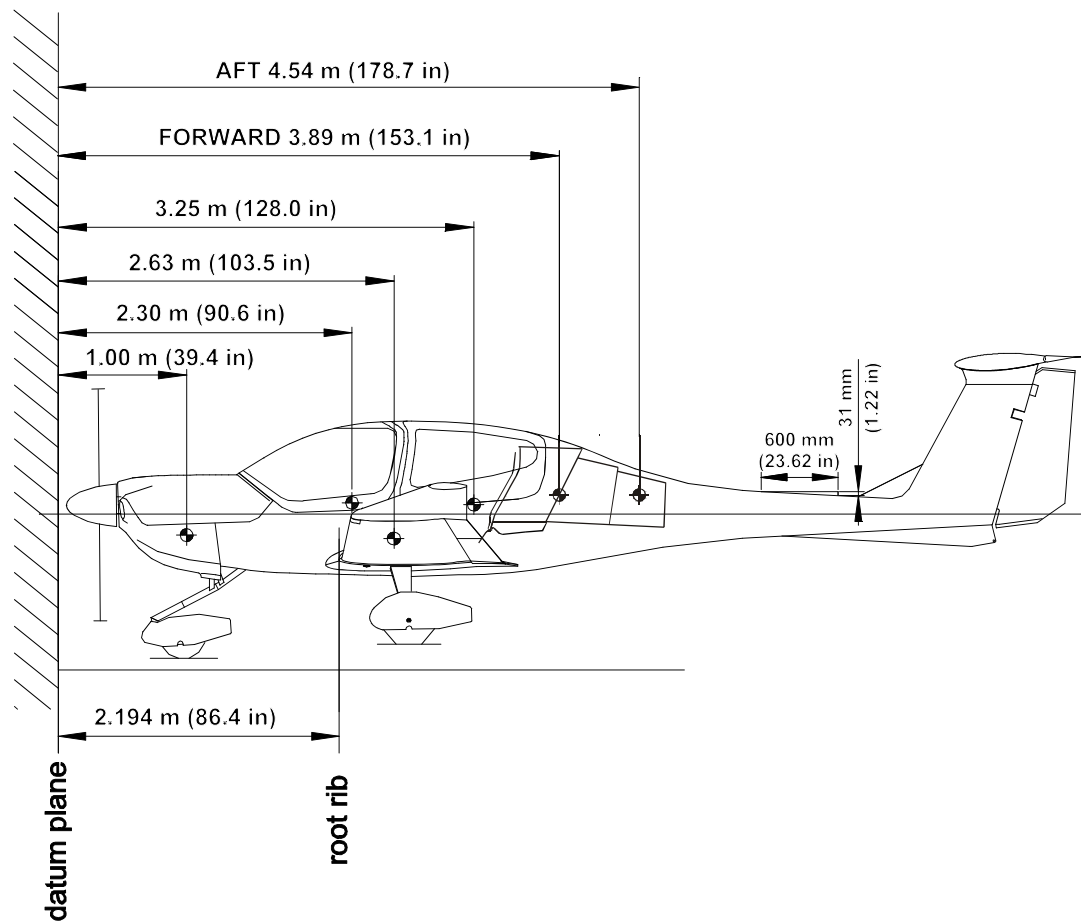
- *The following paragraph is added:*
- The Extended Baggage Compartment allows a baggage mass of 45 kg (100 lb) to be
- carried when the baggage net is installed. The permissible mass and balance envelope
- is not changed.

6.4 FLIGHT MASS AND CENTER OF GRAVITY

6.4.1 MOMENT ARMS

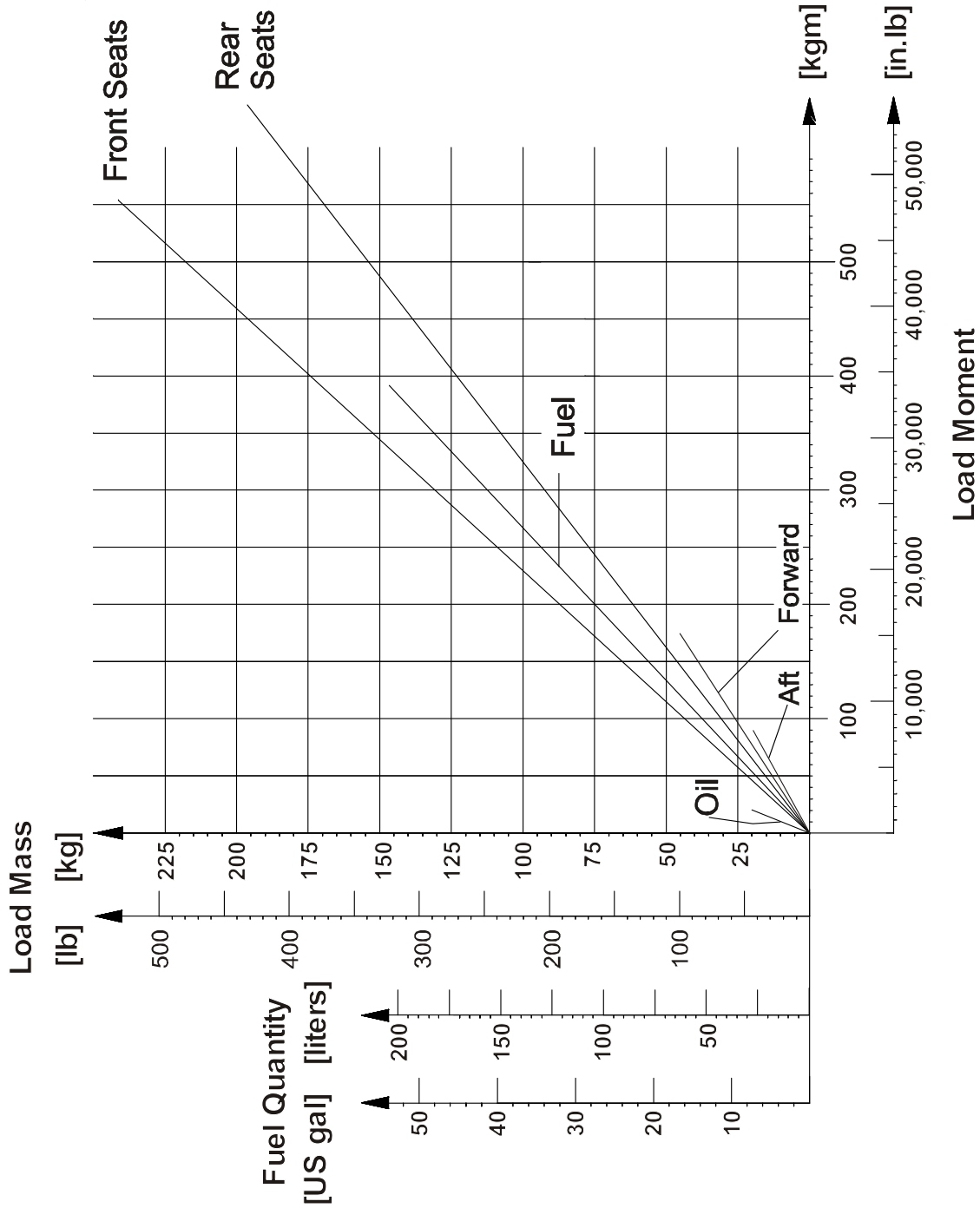
The item "Baggage" is amended to read:

- Baggage: see diagram



6.4.2 LOADING DIAGRAM

The diagram is amended to read:



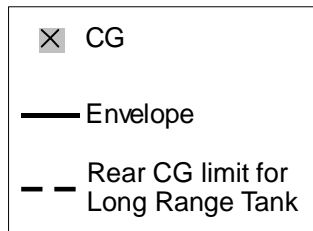
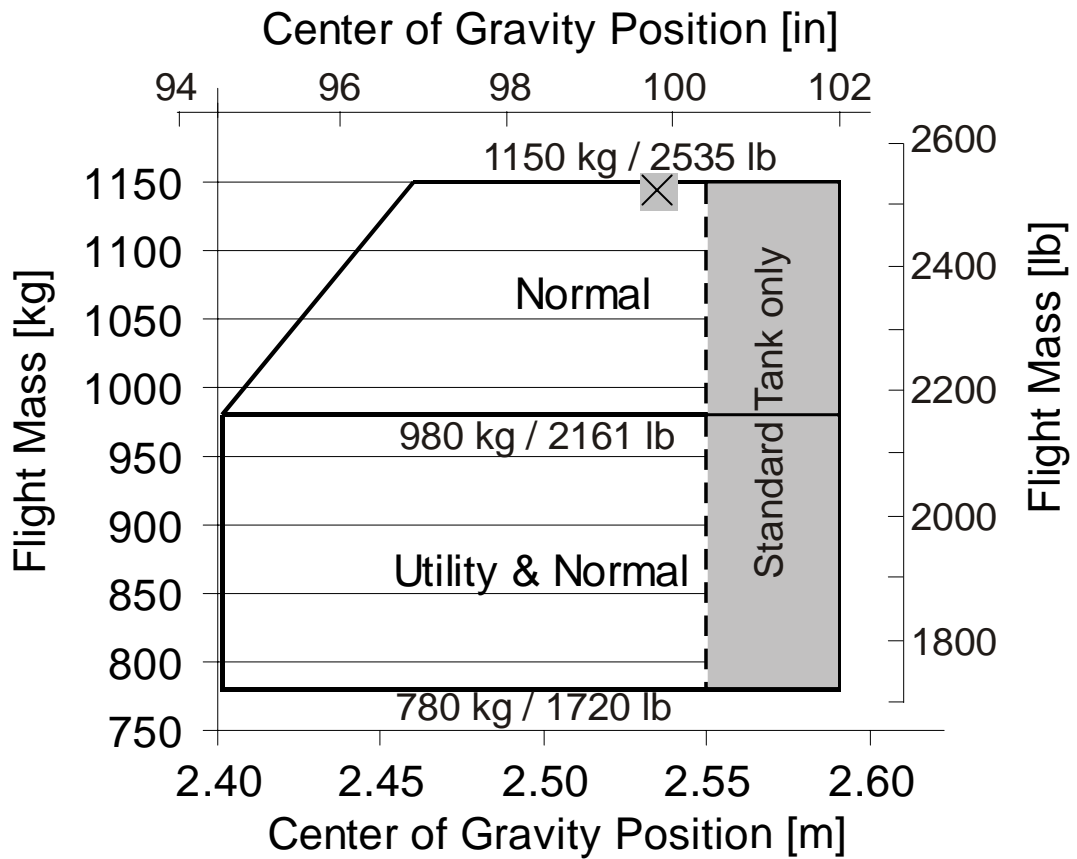
6.4.3 CALCULATION OF LOADING CONDITION

The table is amended to read:

CALCULATION OF LOADING CONDITION	DA 40 F (Example)		Your DA 40 F	
	Mass [kg]	Moment [kgm]	Mass [kg]	Moment [kgm]
	[lb]	[in.lb]	[lb]	[in.lb]
1. Empty mass (from Mass and Balance Report)	781.1 1722	1898.1 164,750		
2. Oil not added Lever arm: 1.00 m (39.4 in)	-1.7 -3.7	-1.7 -146		
3. Front seats Lever arm: 2.30 m (90.6 in)	150 331	345 29,989		
4. Rear seats Lever arm: 3.25 m (128.0 in)	70 154	227.5 19,712		
5. Forward baggage compt. Lever arm: 3.89 m (153.1 in)	25 55	97.2 8,421		
6. Aft baggage compartment Lever arm: 4.54 m (178.7 in)	10 22	45.4 3,931		
7. Total mass & total moment with empty fuel tanks (Total of 1.- 6.)	1034.4 2280.3	2611.5 226,657		
8. On-board usable fuel (0.72 kg/liter) (6.01 lb/US gal) Lever arm: 2.63 m (103.5 in)	109.4 241	287.7 24,944		
9. Total mass & total moment with full fuel tanks (Total 7. plus 8.)	1143.8 2521.3	2899.2 251,600		
<p>10. The total moments from rows 7 and 9 (2611.5 and 2899.2 kgm) (226,657 and 251,600 in.lb) must be divided by the related total mass (1034.4 and 1143.8 kg respectively) (2280.3 and 2521.3 lb) and then located in Diagram 6.4.4 'PERMISSIBLE CENTER OF GRAVITY RANGE'.</p> <p>As in our example CG positions (2.525 m and 2.535 m respectively) (99.4 and 99.8 in) and masses fall into the permitted area, this loading condition is allowable.</p>				

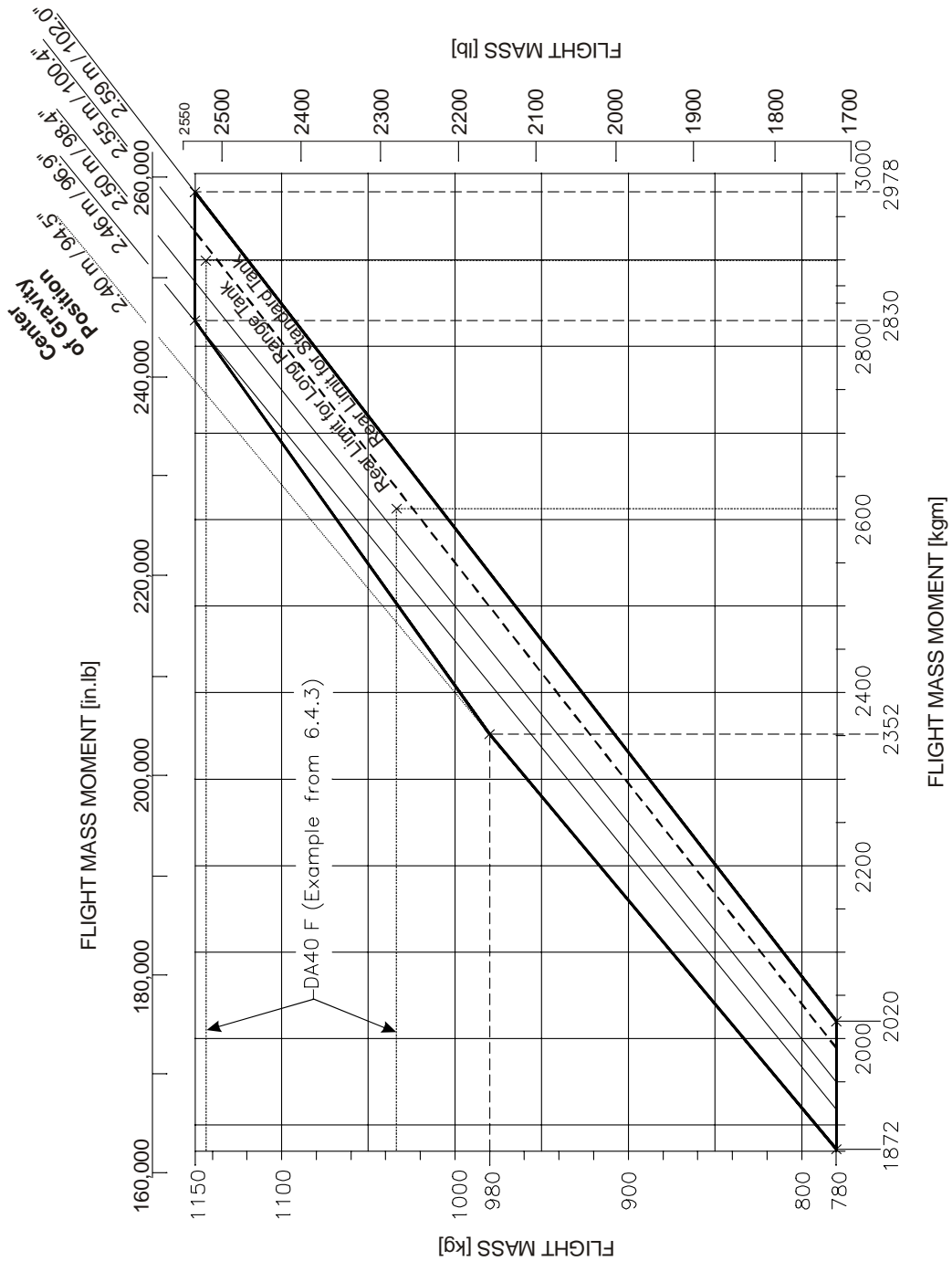
6.4.4 PERMISSIBLE CENTER OF GRAVITY RANGE

The diagram is amended to read:



6.4.5 PERMISSIBLE MOMENT RANGE

The diagram is amended to read:



6.5 EQUIPMENT LIST AND EQUIPMENT INVENTORY

The following items are added to the equipment list:

Airplane Serial No.:		Registration:		Date:	
Description	Type	Part No.:	Manufacturer	S/N	installed
EQUIPMENT (OÄM 40-163)					
baggage extension					
baggage net					
EQUIPMENT (OÄM 40-164)					
baggage tray and lid					

7. DESCRIPTION OF THE AIRPLANE AND ITS SYSTEMS

7.7 BAGGAGE COMPARTMENT

■ *The paragraph is amended to read:*

■

■ The extended baggage compartment consists of the standard baggage compartment behind the rear seats and the Baggage Extension mounted in the rear bulkhead.

■ The Baggage Extension has a door that may be hinged up to keep items from sliding aft or hinged down to carry long items. The Baggage Extension also has a removable panel in the bottom to allow access for inspection of the rear fuselage area.

■ The Baggage Tray may be installed in the bottom of the standard baggage compartment.

■ The lid of the Baggage Tray and the bottom of the Baggage Extension form a flat loading surface. The lid has mounting provisions for the tow bar. The space under the lid may be used to carry small items such as the gust lock and the fuel quantity measuring device.

■ Without the baggage net, no baggage may be loaded.