

SERVICE BULLETIN



Service Bulletin No.: DAC1-79-02, Rev. 0

Date Issued: April 10, 2001

Title: Oil Filler Neck Bracket Installation

Page: 1 of 2

- 1. ATA Code:** 7900
- 2. Effectivity:** Diamond Aircraft DA20-C1 serial numbers C0001 to C0138 inclusive.
- 3. General:** There have been several cases of the oil filler neck support bracket (Teledyne Continental Motors P/N 632072) cracking due to fatigue. An additional bracket is required to eliminate this condition. This bracket is to be installed in conjunction with the existing support bracket.
- 4. Compliance:** Compliance with this service bulletin is recommended.
- 5. Approval:** Engineering data referenced or contained in this service bulletin is approved as part of the type design.
- 6. Labor:** Approximately .5 hour will be required to accomplish this service bulletin.
This estimate is for direct labor performed by a technician and it does not include setup, planning, familiarization, cure time, part fabrication or tool acquisition.

7. Material:	Part Number	Description	Quantity
	22-7924-00-01	Oil Filler Neck Bracket	1
	MS1214P	Screw	1
	AN960-10L	Flat Washer	1
	MS21919WCG25	P Clamp	1
	MS21042-3	Self locking Nut	1

The material listed above is available as a kit by ordering P/N DAC1-79-02 AMK0

- 8. Special Tools:** N/A
- 9. References:** DA201-C1 Aircraft Maintenance Manual
- 10. Accomplishment Instructions:**
- 10.1** Remove, rotate 180° and re-install the existing oil filler neck bracket. Orient the hardware as it was removed (some engines may already have this accomplished). Reference Figure 1.
 - 10.2** Form P Clamp and install additional support bracket as shown in Figure 1. The bracket attaches to the existing screw that connects the side baffle to the aft baffle.
- 11. Weight and Balance:** This service bulletin does not affect the aircraft's weight and balance.
- 12. Availability:** Contact Diamond Aircraft Parts Department.

SERVICE BULLETIN

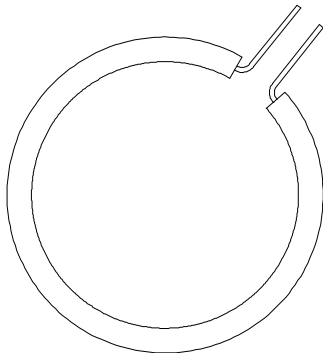


Service Bulletin No.: DAC1-79-02, Rev. 0

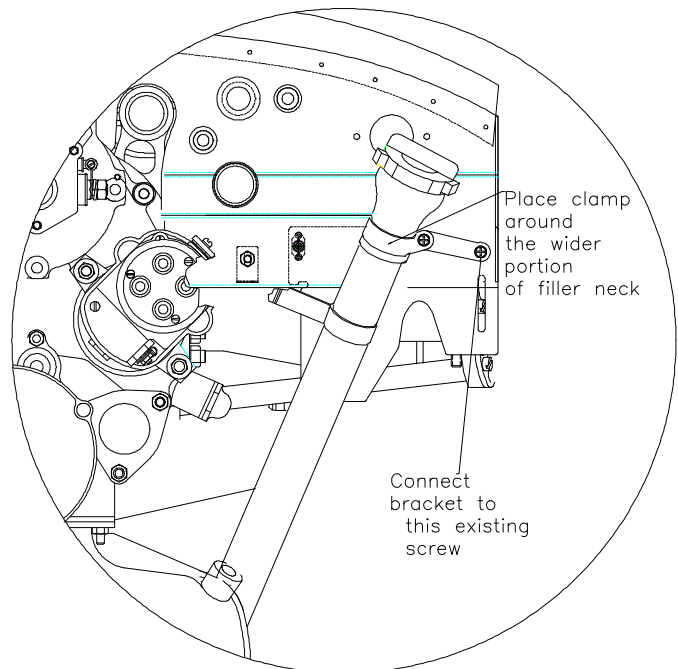
Date Issued: April 10, 2001

Title: Oil Filler Neck Bracket Installation

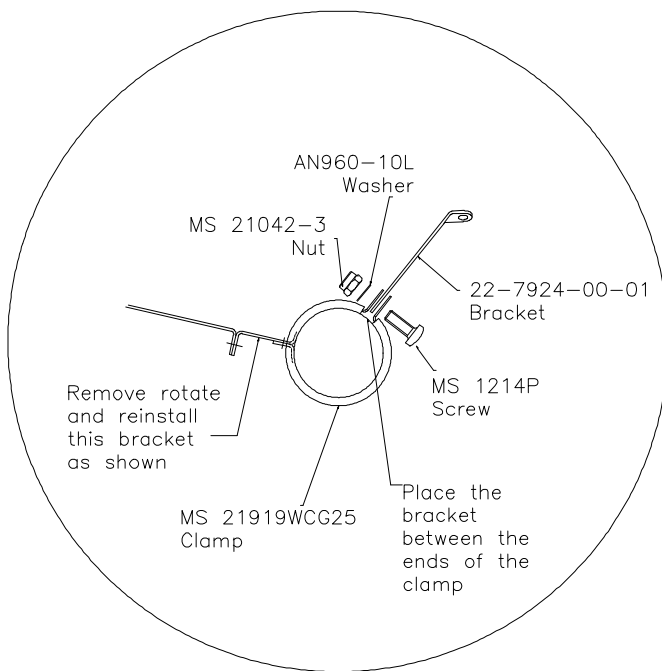
Page: 2 of 2



Clamp Forming Detail



Engine Looking Forward



Oil Filler Neck Top View

Figure 1

To obtain satisfactory results, procedures specified in this Service Bulletin must be accomplished in accordance with accepted methods and current government regulations. Diamond Aircraft Industries Inc. cannot be responsible for the quality of work performed in accomplishing the requirements of this Service Bulletin. Diamond Aircraft reserves the right to void continued warranty coverage in the area affected by this Service Bulletin if it is not incorporated.

If you no longer own the aircraft to which this Service Bulletin applies, please forward it to the current owner and send the name of the current owner to Diamond Aircraft Industries Inc., at the address below.

Diamond Aircraft Industries Inc. 1560 Crumlin Road, London, Ontario, Canada N5V 1S2
Phone: (519) 457-4041 Fax: (519) 457-4060

COPYRIGHT 2001